

The Consequences of Female Genital Mutilation on Psycho-Social Well-Being: A Systematic Review of Qualitative Research

Qualitative Health Research

1–15

© World Health Organization 2021



Article reuse guidelines:

sagepub.com/journals-permissions

DOI: 10.1177/10497323211001862

journals.sagepub.com/home/qhrSarah O'Neill¹  and Christina Pallitto²

Abstract

The health consequences of female genital mutilation (FGM) have been described previously; however, evidence of the social consequences is more intangible. To date, few systematic reviews have addressed the impact of the practice on psycho-social well-being, and there is limited understanding of what these consequences might consist. To complement knowledge on the known health consequences, this article systematically reviewed qualitative evidence of the psycho-social impact of FGM in countries where it is originally practiced (Africa, the Middle East, and Asia) and in countries of the diaspora. Twenty-three qualitative studies describing the psycho-social impact of FGM on women's lives were selected after screening. This review provides a framework for understanding the less visible ways in which women and girls with FGM experience adverse effects that may affect their sense of identity, their self-esteem, and well-being as well as their participation in society.

Keywords

female genital mutilation; FGM; Female Genital Cutting; FGC; psycho-social well-being; qualitative data synthesis; systematic review; health-seeking behavior; stigma; marriageability

Introduction

Female genital mutilation (FGM) includes procedures that intentionally alter or cause injury to the female genital organs for nonmedical reasons (WHO, 2016, 2018a). It is estimated that more than 200 million women and girls alive today have undergone some form of FGM (United Nations International Children's Emergency Fund [UNICEF], 2016). The complex reasons for which the practice is performed and its meaning within the social context have also been largely discussed (Boddy, 1989; Gruenbaum, 2001; Shell-Duncan & Hernlund, 2000; Shell-Duncan et al., 2011). Commonly mentioned reasons for practising are linked to various forms of control of female sexuality—such as to prevent debauchery and promiscuity, and to ensure virginity before marriage and marital fidelity (Boddy, 1989; Fahmy et al., 2010; Hosken, 1993; O'Neill, 2018; Shell-Duncan & Hernlund, 2000); due to conceptions of purity and aesthetics (Boddy, 1989; Fahmy et al., 2010; O'Neill, 2018); as a way to mark coming of age and status change within the community (Ahmadu, 2000, 2007; Leonard, 2000); and for religious reasons due to the belief that the practice is a religious recommendation (Abu-Salieh, 2001; Isa et al.,

1999; Johnson, 2000; Merli, 2010) even though FGM is not formally prescribed by any religion.

The World Health Organization classifies FGM into 4 major types. Type 1 is the partial or total removal of the clitoral glans and/or the prepuce. Type 2 is the partial or total removal of the clitoral glans and the labia minora, with or without removal of the labia majora. Type 3, also

¹Université Libre de Bruxelles, Brussels, Belgium

²UNDP-UNFPA-UNICEF-WHO-World Bank Special Programme of Research, Development and Research Training in Human Reproduction (HRP), World Health Organization, Geneva, Switzerland

Corresponding Author:

Sarah O'Neill, CR5 Approches Sociales de la Santé School of Public Health, Université Libre de Bruxelles, Campus Erasme—Bâtiment A, Route de Lennik 808—CP591, 1070 Bruxelles, Belgium.
Email: sarah.oneill@ulb.ac.be

Note: This is an open access article distributed under the terms of the Creative Commons Attribution IGO License (<http://creativecommons.org/licenses/by/3.0/igo/legalcode>), which permits unrestricted use, distribution, and reproduction in any medium, provided the original work is properly cited. In any reproduction of this article there should not be any suggestion that WHO or this article endorse any specific organisation or products. The use of the WHO logo is not permitted. This notice should be preserved along with the article's original URL.

known as infibulation, is the narrowing of the vaginal opening through the creation of a covering seal. The seal is formed by cutting and repositioning the labia minora, or labia majora, sometimes through stitching, with or without removal of the clitoral prepuce and glans. Type 4 includes all other harmful procedures to the female genitalia for nonmedical purposes, for example, pricking, piercing, incising, scraping, and cauterizing the genital area.

FGM has been shown to have negative effects on health and other aspects of well-being. Previous reviews and meta-analyses have described the physical and nonphysical health consequences of FGM, with some reviews calculating pooled estimates of risk by comparing women exposed to FGM with women not exposed to FGM (Berg & Underland, 2012; Kimani et al., 2016). Two other reviews explored the socio-economic, psychological, and sexual consequences of the practice, but these systematic reviews did not conduct quantitative analyses (Berg et al., 2010; Mpinga et al., 2016). To complement previous reviews and to add to the knowledge about long-term impacts of FGM in different settings, this review synthesizes the qualitative evidence of psycho-social impacts of FGM on multiple aspects of women's lives, showing the wide range of ways that FGM affects women and how they interact with family, community members, and society more generally. Defining well-being is an important step in understanding how FGM can adversely affect women's psycho-social health and how they engage with others in their social environment. The concept of well-being and related measures has not been consistently operationalized in research on FGM.

Well-Being and Social Norms—A Definition

The World Health Organization (WHO, 2018b) describes mental health and well-being as “every individual being able to realize his or her own potential, to cope with the normal stresses of life, to work productively and fruitfully, and to be able to make a contribution to her or his community.” This definition includes the eudaimonic concept of well-being, which explains that positive psychological functioning and actualization of one's human potential are key components in achieving well-being (Rogers, 1961; Ryff, 1989; Ryff & Keyes, 1995). While “subjective well-being” is frequently used interchangeably with the term “happiness,” which is thought to be linked to personal factors, social-environmental factors, and cultural factors (Deci & Ryan, 2008), the subjective feeling of being happy does not necessarily mean that a person is psychologically well (Deci & Ryan, 2008). Recognizing the complexity of defining and measuring the constructs of well-being is beyond the scope of this review, measurable concepts of well-being were identified in the literature and summarized in this article. These include self-esteem, stigma, relationship factors, psychological health, social inclusion/exclusion, interpersonal

and societal interactions and relationships, and well as health seeking.

It has been widely accepted that FGM is a social norm (Mackie et al., 2014; Shell-Duncan et al., 2011; Shell-Duncan & Hernlund, 2000; UNICEF, 2013). A practice is considered a social norm in a particular context if it meets the following conditions: a rule of behavior exists around the practice; individuals are aware of the rule and believe that it applies to them; and individuals comply with this rule to conform to social conventions among their common ethnic, religious, or social group and to avoid social sanctions (UNICEF, 2013). Nonconformity to social norms is commonly sanctioned to various degrees with consequences ranging from personal feelings of guilt to social exclusion, stigma, and shame (Goffman, 1963). Therefore, there is a strong disincentive to deviate from social norms and fear of sanctions are a strong driver to comply with them. Social norms are considered culturally defined within a particular cultural context (Edberg & Krieger, 2020) and are central to our understanding of how communities maintain and transmit dominant social practice (Ortner, 1984). Social norm change can be a fluid process during which the relationship between any given norm and the deeper structures of meaning, power, and social organization also evolve. Changes in these structures may occur, yet the norm that justifies these structures remain because they are ingrained as habit or tradition; or the norm may change, but the deeper social structure does not (Edberg & Krieger, 2020). The ways social norms evolve among subgroups in migrant or diaspora populations is an important consideration, but beyond the scope of this article, which is more focused on the differential impact of social norms on individuals when they are discordant from their general population.

To our knowledge, it is the first review and synthesis of qualitative research on the psycho-social consequences of FGM, providing a personal perspective of the women who have undergone this practice. The review applies the social ecological framework (McLeroy et al., 1988) to describe and classify the ways that women's lives are affected by FGM. Recognizing that the effects of FGM will differ greatly depending on one's social context, this review analyses separately those studies conducted in settings where FGM is widely practiced and socially normative (high prevalence) from those studies conducted in settings where the practice is less common but exists among some population subgroups, such as among immigrant communities in settings where it is not a normative practice.

Methods

Search Strategy

A systematic review of the literature was conducted to identify all potential consequences of FGM beyond health

consequences. Broad areas of interest were education, employment, fertility, honor, marriage, and other psychosocial outcomes affecting individual women. The search was undertaken in online databases that capture peer-reviewed public health and social science literature as well as “gray literature” such as dissertations and unpublished reports. The review follows the PRISMA guidelines and the protocol is registered at PROSPERO.ac.uk. The search was undertaken on the databases Pubmed, ISI Web of knowledge, and SCOPUS/Science direct. OCLC World CAT, OAister, and Google scholar and hand searches were also performed to search for additional studies and grey literature.

The first search was performed for the time-period of January 1, 1990 to August 1, 2017. The search was updated to include studies up until 29 October 2018. Duplicates were deleted. Titles and abstracts were screened by both authors. The search terms used for title and abstract searches are listed in the Supplementary File.

Study Selection

Included were any studies in English language that explored the psycho-social consequences of FGM, using clearly described qualitative methods, such as interviews, focus group discussions, and participant observation (ethnography). Narratives, commentaries, case reports, and discursive philosophical pieces with no clearly described methodology and data collection were excluded. Studies that assessed psycho-social impact using quantitative methods were reviewed separately. The population included (1) women and men from FGM practising communities living in practicing countries; (2) women and men from FGM practising communities residing in high-income diaspora settings (low-FGM prevalence setting); excluded were studies addressing male circumcision and female genital cosmetic surgery. Following the GRADE-CERQual approach (Lewin et al., 2018), studies were assessed for criteria that inform the confidence in the findings. These include methodological limitations, coherence, adequacy of data, and relevance. Studies that did not satisfy at least three of the four CERQual criteria were excluded from the analysis.

After the first round of screening, a full-text assessment was undertaken on 486 papers to assess relevance and to confirm compliance with GRADE-CERQual criteria. Included studies were thematically coded based on the themes included in the search (i.e., education, employment, fertility, honor, marriage, and other psychosocial outcomes affecting individual women) as well as emerging themes (stigma in diaspora; stigma in country of origin; anxiety, vulnerability, and psycho-social issues; experiences in health care settings; relationships with men; intimacy; divorce; relationships with mother/family members; and relationships with wider community).

Results

Screening Results

During the first round of screening from January 1, 1990 to August 1, 2017, a total of 2,288 results were obtained using Pubmed, Scopus, and ISI Web of Knowledge. Five additional documents were identified and included for review. The second screening covered the period from August 2, 2017 to October 29, 2018, and a total of 362 results were obtained. Based on the title and abstract screening, 2,169 records were eliminated as not relevant. Around 486 records were examined in more detail considering the methodology and the content of the results and another 463 articles were eliminated. The total number of studies included was 23 including results from additional Google Scholar searches and hand searches.

Thematic Synthesis of Results

The included studies were coded by thematic areas. Recognizing that FGM can be considered to be a social norm in many high-prevalence settings, the thematic analysis was conducted separately for studies which were conducted in high-prevalence settings as opposed to among women from countries where FGM occurs but who are living in the diaspora. Once the analysis and thematic coding were completed, it was decided that the social ecological framework (McLeroy et al., 1988), which depicts the layers of influence affecting human behavior and health, was an appropriate framework for structuring the themes that emerged during the analysis (Figure 2). The ecological framework in Figure 2 provides a structure for understanding the complex effects of FGM and shows the bidirectional relationship between different layers within the framework. The synthesis of results is presented according to this framework so that societal, community, family, relationship, and individual effects of FGM are described in turn, with separate syntheses for studies within high-prevalence settings and those of diaspora populations.

The thematic analysis below shows how individual women with or without FGM in a high-prevalence setting are affected differently by the practice throughout their life-course as compared to women with or without FGM in a low-prevalence setting (see Figure 3). Whether one's FGM status is concordant or discordant with the social norms surrounding the practice in the society and community in which one lives will determine the ways a woman's life may be affected. Figure 3 provides one example of how FGM can affect women in different settings depending on whether she is in a high- or low-prevalence setting and depending on her FGM status. The example provided in Figure 3 relates specifically to the effect of her FGM status on her intimate relationships and

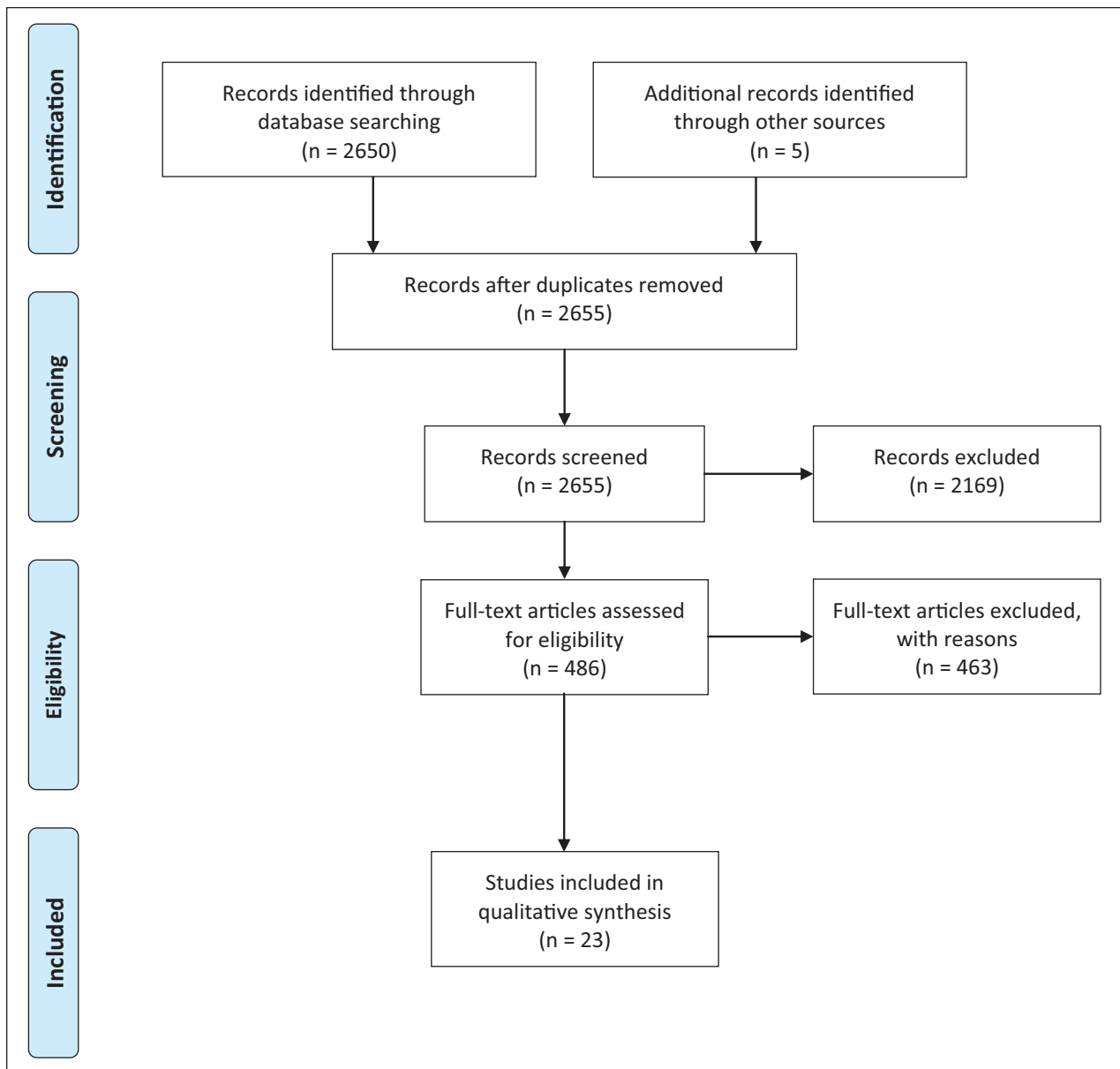


Figure 1. PRISMA 2009 flow diagram.

Source: Moher et al. (2009).

how that in turn affects her body image, her identity, and her overall well-being.

Impact at Society and Community Level

Negative public discourses on FGM and felt stigma

Diaspora in high-income context. Studies identified in the review from Sweden, the Netherlands, the United Kingdom, and the United States describe how discourses on FGM affect migrant women and men living in diaspora (Ahlberg et al., 2001; Johnsdotter et al., 2009; Jordal et al., 2018; Kahn, 2016; Parikh et al., 2018; Vloeberghs

et al., 2011). Ahlberg et al. (2004) present the views of informants who felt that they often have to lie about their circumcision status to avoid stigmatization or social exclusion in Sweden (Ahlberg et al., 2001). Respondents felt that the way in which “Swedish people” talked about the practice was hurtful and made them feel inferior (i.e., “Here the uncircumcised are the majority . . . they see us as a big thing and you feel inferior”), so they were inhibited to discuss the topic.

Exploring the psycho-social well-being of cut women in diaspora, various studies report on the perceived sense of “feeling different” and shameful (Johansen, 2002;

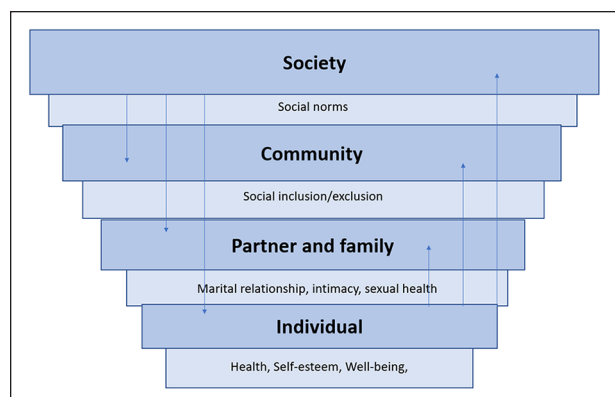


Figure 2. Ecological framework.

Jordal et al., 2018; Kahn, 2016; Parikh et al., 2018; Vloeberghs et al., 2011). The respondents, who desired clitoral reconstructive surgery, expressed a sense of felt stigma and inferiority that lead them to deny their FGM status in front of others. The majority of women in this study aimed to achieve “normal looking” genitalia through the operation (Jordal et al., 2018).

Reporting a similar sense of “feeling different” and a desire for completeness, Parikh et al. (2018) describe how women react when they feel stigma—some use humor to deflect unease about the topic and others completely avoid discussion about it (Parikh et al., 2018).

Johansen describes school-girls’ sense of shock and bitterness about their condition. “As if it was written on my forehead that I was different down there” (Johansen, 2002). The sense of difference affected socialization with peers such as participating in sports and relationships with boys (Johansen, 2002). Ahlberg et al. (2004) describe how school girls of Somali origin in Sweden exercise social pressure and stigmatizing behavior by “checking each other,” that is, by paying attention to the sound of urinating in the toilets. Some girls felt that negative discourses about the practice affected the relationships between those who had undergone FGM and those who had not, affecting their sense of belonging. The psychological well-being of girls who had undergone some form of FGM was negatively affected by these discourses. For example, one girl stated, “When our teacher talks about circumcision, she dramatizes as if it was a disease . . . students pity you and think you are different.” Some parents had lied to the girl and/or to the family about her FGM status to protect her. This led to uncertainty and insecurity among the girls (Ahlberg et al., 2001) and affected their sense of trust in family members.

Various studies explore migrants’ anxieties regarding pressure from relatives in their countries of origin to have their daughters undergo FGM (Alhassan et al., 2016; Isman et al., 2013; Koukoui et al., 2017; Owojuyigbe

et al., 2017; Vloeberghs et al., 2011) as it reflects on their reputation and that of their daughters. In a study on African migrants in Portugal, Spain, and Italy, migrants felt pressure from their mothers-in-law back in their home country regarding the excision of their daughters. In the country of origin, women who had not gone through FGM would be marginalized and would not be able to participate in community activities, ceremonies, and decision-making. “Uncircumcised” women in Guinea Bissau were labeled “*solima*” (rude, immature, uncivilized) and *blufo* (stupid, promiscuous). Likewise, in Eritrea uncut, women are called prostitutes. Although such labels were not as extensively used in diaspora, parents were concerned about their daughters’ and their own reputation when returning home. Those who did not have their daughters cut were said to be accused of under-valuing their culture and were stigmatized back home (Alhassan et al., 2016).

Some studies address parents’ concerns regarding their daughters’ reputation and ability to control their sexual appetite if they were left uncut (Alhassan et al., 2016; Koukoui et al., 2017). Looking at migrants from FGM practising communities in Canada and in Ivory Coast, Koukoui et al. (2017) found that parents were concerned that their uncut daughters’ sexual behavior may bring shame not just to themselves and their parents but to the larger family and neighbors. They would thus be shunned and excluded (Koukoui et al., 2017).

Based on interviews with migrants from FGM practising countries living in the United States, Kahn (2016) describes how deviating from the social norm was linked to punishment and banishment by community members. Those who acted upon transgressive beliefs were expelled from the community in an act of cultural silencing

So even when you want to go against [circumcision], you don’t want to open your mouth and say it. You’ll feel scared. Because you don’t want to be lonely in society . . . Even if you don’t like it, you don’t want to say it. (Kahn, 2016)

O’Neill et al. (2017) found that this form of exclusion of women from marriage was reported particularly by older Somali male migrants in Europe when they were speaking of their country of origin. Younger Somali men and other migrants from FGM practising countries living in diaspora said that although the practice was perceived as important, they personally preferred a wife who had not been cut (O’Neill et al., 2017).

High-prevalence setting where FGM is a social norm. Several studies in this review showed stigmatization of women who have not undergone FGM, with implications on their marriageability. Women who had been cut were thought of as more mature, responsible, trust-worthy,

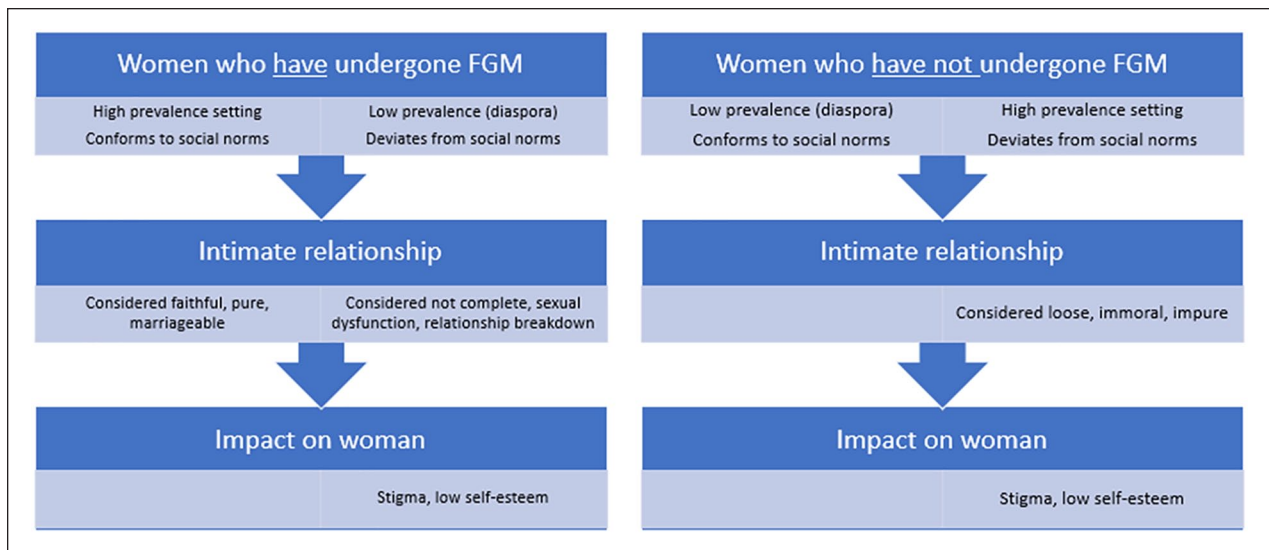


Figure 3. FGM status can affect women differently in high prevalence versus diaspora settings.
Note. FGM = female genital mutilation.

and (sexually) faithful—which are all desirable traits for a bride and wife; in contrast to this, those who had not undergone FGM were not deemed marriageable, were ostracized, and publicly shamed (Abathun et al., 2016; Brown et al., 2016; Isman et al., 2013; O’Neill et al., 2017). Examples were cited of women being returned to their parents after the wedding night because the women had not gone through the practice (Abathun et al., 2016; O’Neill et al., 2017).

Shell-Duncan et al. (2018) found that with the increasing acceptability of interethnic marriages in Senegambia, it was more common for uncut women to marry into families who carry out the practice. Uncut women, however, reported their female kin’s disapproval, which was expressed through verbal abuse, harassment, and exclusion. Uncut women are commonly contemptuously labeled “*solema*” (meaning rude, ignorant, uncivilized, over-sexed, and unclean), and family members refused to eat food that they prepared and excluded them from family events such as weddings and household decision-making. Parents who do not a girl face judgments about the moral propriety of their daughters and whether they are raised properly—which reflects the social standing of the whole family within the community (Shell-Duncan et al., 2018). Similarly, Abdelshahid and Campbell (2015) showed that parents in Egypt were afraid of their daughters’ social acceptance. Uncut girls were believed to disgrace themselves through their sexual behavior and needed to be “protected” from “wrong-doing” and the humiliation they would bring to themselves if they were left uncut. It was believed that uncut girls would go “astray” and get uncontrollably aroused by

anything coming close to her body (Abdelshahid & Campbell, 2015).

Relationships with family

Diaspora in high-income context. Three studies set in Sweden, the United States and the Netherlands describe women’s memories of feeling abandoned by the people close to them on the day they were cut, particularly their mothers who did not help them (Berggren et al., 2006; Kahn, 2016; Vloeberghs et al., 2011). Some expressed a sense of betrayal, anger, and frustration, and deplored that nobody had asked them and that the decision to cut had been taken by the elders (Berggren et al., 2006; Kahn, 2016; Vloeberghs et al., 2011). Studies conducted in Canada, the Netherlands, Sweden, and the United States suggest that women who had suffered from the consequences in one way or another were determined to protect their daughters from getting cut (Berggren et al., 2006; Isman et al., 2013; Kahn, 2016; Koukoui et al., 2017; Vloeberghs et al., 2011). Some expressed great relief about having left their country of origin where it was difficult to escape the practice and that they were now living in a place where their daughters were safe (Kahn, 2016; Koukoui et al., 2017; Vloeberghs et al., 2011). One way of protecting the daughters was to not leave them alone with their grandmothers who might cut them without consent of the parents (Isman et al., 2013; Johnsdotter et al., 2009; Kahn, 2016; Koukoui et al., 2017; Vloeberghs et al., 2011).

High-prevalence setting where FGM is a social norm. Schultz and Lien (2014) address how FGM affected rela-

tionships between mothers and daughters in the Gambia immediately after the FGM was performed in the ritual initiation context. Negative reactions described were varying degrees of pain, anxiety, disbelief, a sense of betrayal, and anger at the mother. Although the effects on the mother–daughter relationship seemed mostly short-term, as Schulz and Lien suggest, several women experienced emotional challenges in their relationships with their mothers once they lived in exile and were exposed to arguments against FGM. Other women reported pride and described initiation as a bonding experience endowing them with status within the community (Schultz & Lien, 2014).

Impact on Intimate Relationships

Sexual intimacy and marital relationships

Diaspora in high-income context. Multiple studies documented the difficulties posed by FGM on intimate relationships and sexual health. Studies set in Belgium, the Netherlands, the United Kingdom, and the United States present the experiences of women and men whose intimate relationships and sexuality are affected by FGM (Johansen, 2002; Kahn, 2016; O'Neill et al., 2017; Vloeberghs et al., 2011). Vloeberghs et al. (2011) and Johansen (2002) present women's accounts of painful sex due to their FGM, regrets about not experiencing any pleasure or about sex being boring. Johansen describes how sex during marriage was perceived to be a duty for a wife, regardless of how painful (Johansen, 2002). Vloeberghs et al. (2011) describe how some said they pretended to enjoy it to please their husband, or that they came up with excuses not to have sex when their partners showed interest.

In a study looking at African migrants from FGM practising communities in Belgium, the Netherlands, and the United Kingdom, O'Neill et al. (2017) found that although some women reported no sexual problems linked to FGM, other women complained that they did not enjoy sex very much but did it to please their partners or because they perceived it to be a duty (O'Neill et al. 2017). Similarly, some men had not noticed any difference during sexual relations between women who had been through the practice and those who had not. However, others felt emotionally affected by their partners' lack of pleasure and difficulty in having orgasms. Some respondents stated that their divorces were caused by the ways that FGM had affected their intimate relationships. Many older Somali and Ethiopian men in the study suggested that although casual sexual relations with uncut women were enjoyable, uncut women were not for marriage and that such relationships would not last. Their younger counterparts residing in Europe who participated in the study felt that love was a more important criteria for marriage than FGM status. A study based in Norway

found that uncut women were preferred as marriage partners among Norwegian Somalis (Gele et al., 2012).

Ahlberg et al. (2004) present Swedish Somali's conflicting views on different types of FGM, virginity, and trust. Some men believed that infibulation was not proof of a woman's virginity because even women who had a child could have been re-infibulated and married as virgins afterwards. Women on the other hand thought that men were more suspicious of un-infibulated women, who had undergone Type I, II, or IV FGM, and cases were reported of un-infibulated virgin brides being sent back to their parents because the husband and in-laws doubted the girl's virginity status (Ahlberg et al., 2001). Two studies show how sexual pain had a negative impact on experiences in finding a committed partner (Kahn, 2016; Vloeberghs et al., 2011). Kahn (2016) presents women's experiences of disliking sex and having pain during intercourse, which led to a chain of short-term relationships with men rather than long-lasting committed and supportive relationships. Other research set in Sweden suggests that the diminished enjoyment of sex is a result of cultural discourses according to which sex, for women, should not be enjoyable because it is dirty. Thus their reduced pleasure may also be linked to the embodiment of such cultural discourses (Johnsdotter et al., 2009).

High-prevalence setting where FGM is a social norm. Looking at the effects of FGM on sexuality in southern Ethiopia, Battle et al. (2017) report on men and women's descriptions of pain and pleasure among newly wedded couples. Women with type-III FGM described traumatic experiences of first sex including extreme pain, bleeding, fear, fainting, becoming ill, and fleeing forced first sex. The husbands of infibulated women also reported pain and abrasions on their penis after prolonged unsuccessful attempts at penetration. This painful and traumatic process was, however, culturally endorsed and positively associated with masculinity. Men described this experience with pleasure and pride, which was particularly linked to a sense of feeling reassured that no other man had ever penetrated their wife. In this study, this process is thus believed to create a bond of trust and confidence between man and wife—a reassurance that she would remain faithful to him (Battle et al., 2017).

Battle et al. (2017) also describe the breakdown of relationships between women and men as being linked to women's dislike of sex, pain, and trauma. Three major strategies for avoiding sex emerged in their research in southern Ethiopia; these included direct refusal of sex, physical, and psychological distancing, and the promotion of other sex partners. For instance, leaving a husband's bed in the middle of the night, sleeping with children and pretending to be sick were mentioned as ways of avoiding sexual contact with one's husband.

Battle describes that violence toward a wife was a culturally endorsed response to resistance to sexual intercourse among her Somali study participants in Ethiopia.

Men also avoided sex in marriage as a result of sexual difficulties with their wives but used different tactics, such as engaging in extra-marital affairs, polygamy, or divorce. Commonly mentioned reasons for leaving a wife were related to her “bad behavior”—such as fighting, being too demanding, and infertility. The distinct marriage patterns of polygamy and divorce suggest dissatisfaction and tensions in marriages to infibulated women (Battle et al., 2017). A study set in Southern Nigeria also shows that although FGM contributes to a woman’s respectability and reputation as a wife, almost all men with excised wives admitted to regularly having sex outside marriage with multiple partners. Nevertheless sex with their excised wives was perceived as a duty, and they continued to have sexual relations with their wives (Owojuyigbe et al., 2017).

Studies set in Egypt, Kenya, Nigeria, and Ethiopia have explored men’s feelings about their wives’ FGM status. A study in Egypt explored how women and men experience conflict as a result of lack of sexual satisfaction and pain (Abdelshahid & Campbell, 2015). Some women stated that it was not possible for them to share their feelings of rejection, the physical pain during intercourse, or arguments within the couple with other community members due to the private nature of the issue. It was considered taboo for women to speak of sexuality. Although married men regretted their wives’ lack of sexual response and desire, they felt reassured that their wives did not enjoy sex enough to go and seek it elsewhere. That is,

When I sleep with my wife, I’d like her to have a desire for me . . . lack of response, of course, doesn’t appeal to any man . . . it doesn’t satisfy any man . . . but when I feel that my wife has no sexual drives, I feel reassured, but, when we sleep together I feel bad because she doesn’t have a desire for me. (Abdelshahid & Campbell, 2015)

Various studies show that men’s feelings about the effect of the FGM on women’s sexuality are ambivalent (Abathun et al., 2016; Abdelshahid & Campbell, 2015; Brown et al., 2016). Studies set in Ethiopia and in Kenya describe how young men felt enormous social pressure to marry women with FGM but feared being socially outcast and denied social status and political influence in local governance structures. Nevertheless, these young men did not embrace the idea that marriage to a cut woman as they were aware of the negative health consequences of the practice and felt that they should oppose this custom in spite of their family’s expectations; however, this was not always easy to negotiate (Abathun et al., 2016; Brown et al., 2016).

Graamans et al.’s (2018) study on Maasai and Samburu in Kenya suggests that negative conceptions of women’s sexuality have given way to positive associations regarding women’s desire of wanting to love their husbands, their indulgence in pleasure, and the “sweetness of love,” which were thought to be absent in women with FGM. It was suggested that this might affect the intimacy which bonds husband and wife and holds the family together. Having undergone FGM thus led to insecurities and anxieties about a husband looking for new partners and wives (Graamans et al. 2018).

Impact at Individual Level

Self-esteem, anxiety, trauma, and other psychological consequences

Diaspora setting in high-income context. In a study among women who were seeking clitoral re-constructive surgery in Sweden, Jordal et al. (2018) explored women’s conceptions of how FGM affected their sex-life and intimate relationships. They found that they perceived their inability to enjoy sex as a handicap because they were living within a context in which women’s sexual pleasure and indeed mutual pleasure was viewed as important for closeness and intimacy. Although some of them were able to enjoy sex and reach orgasm with the right partner or when masturbating alone, there was a general sense of inadequacy among the informants who perceived their genitalia as ugly and dysfunctional, which caused shame and uneasiness in sexual relations as well as negative effects on their self-esteem. This negative self-image led some of them to avoid certain sexual practices associated with pleasure or avoid sex and intimacy altogether. These women hoped that reconstructive surgery would improve their self-esteem and likewise their sexual relations (Jordal et al., 2018).

Studies set in the Netherlands and the United States described how anxiety, trauma, and anger related to FGM affected women’s social lives, behavior, and relationships with others. Vloeberghs et al. (2011) describe the experiences of women who were troubled by unpleasant memories when confronted with particular situations or reminders, such as razor blades, knives, blood, sexual intercourse, including on their wedding night, and childbirth (Kahn, 2016; Vloeberghs et al., 2011). These reminders could trigger a range of profound emotional reactions such as crying, feeling “sick and like throwing-up” (Kahn, 2016; Vloeberghs et al., 2011) as well as a sense of powerlessness (Kahn, 2016).

In response to negative discourses about FGM or personal experiences where women felt stigmatized, studies describe avoidance and deflection (Parikh et al., 2018; Vloeberghs et al., 2011) as well as anger about media images that depict the practice as barbaric and incite pity

among the audience (Johnsdotter et al., 2009). Studies suggested that women do not want to be pitied or seen as victims because of the practice (Jordal et al., 2018; Vloeberghs et al., 2011). Vloeberghs et al. (2011) also describe their respondents' anger and frustration when they realize that FGM is not necessary, that it was not a religious requirement, and that not all women were cut. Anger was provoked by a sense of injustice that they had been cut and others had not and sometimes anger with relatives who allowed the practice to happen. Others expressed their anger more generally toward what they called the "backward" traditions and "ignorance" that made women perform the practice (Vloeberghs et al., 2011).

High-prevalence setting where FGM is a social norm. There is lack of qualitative research describing psychological consequences such as posttraumatic stress disorder (PTSD), anxiety, and low self-esteem related to FGM in high-prevalence settings. Multiple studies comparing women with and without FGM on clinical outcomes have found that women with FGM have higher rates of these psychological complications, such as depression, anxiety, and posttraumatic stress disorder, as compared to women without FGM (M. R. Ahmed et al., 2017; Behrendt & Moritz, 2005; Kizilhan et al., 2017; Köbach et al., 2018).

These studies did not meet the inclusion criteria of this review, which summarizes the qualitative research in this area and complements these clinical findings.

Impact of FGM Status on Women's Interactions Within Institutional Context

The ecological framework (Figure 2) depicts the bidirectional nature of these experiences and how women's FGM status can impact on her intimate relationships and potentially her marital status. These aspects in turn have an impact on how she interacts within larger societal contexts and how she is viewed by her community which in turn can affect her self-esteem and well-being. Social norms and societal discourses directly affect how women perceive their body and how they relate and interact with others.

Health Care Settings

Some studies show that a woman's FGM status can affect her health-seeking behavior and her experiences when accessing certain health services. Three studies from European countries explored stigma experienced in health care settings, particularly during pregnancy and postpartum. In one study, women reported feeling embarrassed during examinations performed by health professionals (Pastor-Bravo et al., 2018). Berggren et al. (2006) and Vloeberghs et al. (2011) describe how women felt stared at by health professionals, and sometimes they perceived

disgust or a lack of respect shown to them, which made them feel ashamed (Berggren et al., 2006; Vloeberghs et al., 2011). Earlier studies describe Somalis' experiences of health professionals' incompetence during labor and how to deinfibulate them, which caused unnecessary problems during labor and delivery (Ahlberg et al., 2001; Berggren et al., 2006). When health care providers did not discuss FGM status during prenatal consultations, women sometimes thought that the health professionals were aware of how to conduct deinfibulation (Berggren et al., 2006). Language problems were also said to be an issue during delivery, so that women could not discuss the deinfibulation process with their health care provider (Ahlberg et al., 2001). The lack of awareness and stigmatizing attitudes held by health care providers—created barriers in service delivery, which have been shown to have negative effects on health seeking.

Asylum Procedures and Safeguarding Agencies

Two U.K.-based studies looked at how the topic of FGM was addressed in asylum procedures and how governmental agencies attended to women because they were from FGM practising countries (Kea & Roberts-Holmes, 2013). Parikh et al. (2018) describe how women from FGM practising countries in the United Kingdom feel stigmatized by social services and safeguarding agencies even if they are personally opposed to the practice.

Kea and Roberts-Holmes (2013) show how women with FGM take on "victim identities" as a result of the profiling during the asylum procedure, which forces them to disclose and retell traumatic and intimate stories of violence which objectify them as victims. The process of reproducing accounts of one's home, one's ethnic identity and one's family members as backward and barbaric—in line with the social norms and cultural context of the country where asylum is sought—can be a confusing and psychologically damaging one (Kea & Roberts-Holmes, 2013).

Discussion

This review provides a framework for understanding the many ways in which women and girls with FGM experience adverse effects that affect their participation in society, the way society views them, their sense of identity, and their well-being. These consequences are often not well documented and not well addressed in programs and during encounters within the health care system. Whether in high-prevalence settings or in diaspora, FGM status itself does not define a woman's identity but rather is one aspect of her identity that is closely linked with social norms.

Deviating from social norms can affect women's lives, sense of well-being, and self-esteem in different ways.

Figure 3 shows how uncut women in high-prevalence settings may be more vulnerable to stigma, as they may be labeled as being loose, immoral, or impure, which would affect their self-esteem. On the other hand, a cut woman in a diaspora setting may feel stigmatized as a result of being labeled “sexually handicapped” and incomplete, which would affect her psycho-social well-being and self-esteem.

The findings of this review complement existing literature that has demonstrated the effects of FGM on sexual functioning and sexual health, including dyspareunia, reduced sexual satisfaction, and reduced sexual desire (Berg et al., 2010). This review of qualitative research does not explore whether FGM increases the risk of sexual health problems, but rather how reduced sexual satisfaction and other symptoms that are classified as “sexual dysfunction” may affect interpersonal and relationship dynamics in both high-prevalence settings and diaspora communities (Abdelshahid & Campbell, 2015; Ahlberg et al., 2001; Battle et al., 2017; Brown et al., 2016; Graamans et al., 2018; Kahn, 2016; Jordal et al., 2018; O’Neill et al., 2017; Owujojuigbe et al., 2017; Vloeberghs et al., 2011). Difficulty in negotiating safe sex practices (Chai et al., 2017), intimate partner violence, including forced sexual intercourse can also be the result of these dynamics, but additional research is needed in these areas (Abdelshahid & Campbell, 2015; Battle et al., 2017; Esho et al., 2017; Vloeberghs et al., 2011).

This review has shown that in settings where FGM is a social norm, the negative connotations of uncut women as oversexed, unfaithful, and incapable of regulating their sexual desires continues to have a significant impact on the perpetuation of the practice (Abathun et al., 2016; Abdelshahid & Campbell, 2015; Battle et al., 2017; Shell-Duncan et al., 2018). Studies in diaspora show that migrants are often concerned about their uncut daughters’ reputation and that not cutting them might affect their respectability and social status in their communities back home (Alhassan et al., 2016; Kahn, 2016; Koukoui et al., 2017). Thus, in many cases, the psycho-social consequences of not practising can affect women’s psycho-social well-being in places where the practice is a social norm.

In general, the impact of FGM status on women’s engagement with the larger society was more salient for migrants living in countries where the practice is not a social norm. In response to the growing influx of migrants from FGM practising countries in Europe and North America, several studies describe the experiences of women with FGM during asylum procedures (Kahn, 2016; Kea & Roberts-Holmes 2013; Parikh et al., 2018); at school and in their everyday lives (Ahlberg et al., 2001; Johansen, 2002), as well as in health care settings (Ahlberg et al., 2001; Berggren et al., 2006; Johansen, 2002; Vloeberghs et al., 2011). Feeling judged or stigmatized during health care encounters may adversely affect

women’s health care decision-making and their attendance at routine health visits and accessing of necessary health-interventions (Evans et al., 2019; Hamid et al., 2018); however, to date, there is limited evidence and more research on this is needed. Although the themes that emerged in the review are stratified by high-prevalence settings and diaspora populations, this does not imply that all women living in these environments are a homogeneous group that experience FGM status in the same way. The diversity of experience of particular subgroups of women may not be reflected in these generalized patterns.

Limitations

While efforts were made to include a wide range of themes, some studies relating to psycho-social well-being may have been unintentionally missed in the published or gray literature limiting the range of themes identified in this review. Measurement of well-being is in fact limited, partially because these are difficult concepts to quantify (Healey-Ogden & Austin, 2011; Morse, 2006). Understanding the psycho-social consequences of FGM requires a range of research methods, both quantitative, and qualitative. This review focuses on the qualitative literature and is intended to complement the quantitative findings from a related analysis of studies that operationalize and measure clinical outcomes of women’s health, including psychological and sexual health outcomes among women with FGM as compared to those who have not undergone FGM (Pallitto et al., Forthcoming; Tordup et al., Forthcoming). Evidence of an increased risk of adverse outcomes among women who have undergone FGM provides an answer to one question, while qualitative research on this topic answers different complementary questions by contextualizing quantitative results. For example, qualitative research provides perspectives of experience of psycho-social outcomes, such as stigma and how such experiences create further barriers for women in their social environment. Despite the measurement limitations, the findings presented here are an important aspect of understanding the psycho-social impact of the practice and of compiling evidence of the larger societal and psychological consequences beyond quantifiable health risks.

Conclusion

While the international community remains committed to the abandonment of FGM, it is important to recognize the complex interactions between women and their families and communities. Understanding the ways that social norms affect women through various mechanisms and across different layers in the ecological framework is an important step in ensuring that women are treated respectfully and that their rights are not violated (Figure 2).

Table 1. Summary of included studies

No.	Authors	Year	Title	Journal	Study setting	Ethnicity	Prevalence	Types of FGM among study participants	Total sample included	Methods
1	Abathun AD, Sundby J, Gele AA.	2016	Attitude Toward Female Genital Mutilation Among Somali and Harari People, Eastern Ethiopia.	International Journal of Women's Health 8, 557–569	Ethiopia	Somali and Harari	High-prevalence setting	Types I, II, III	64	8 FGDs
2	Abdelshahid A, Campbell C	2015	"Should I Circumcise My Daughter?" Exploring Diversity and Ambivalence in Egyptian Parents' Social Representations of Female Circumcision	Journal of Community & Applied Social Psychology 25(1), 49–65	Egypt	Egyptian	High-prevalence setting	not mentioned	16	16 IDIs
3	Alhassan, Yussif Nagumse; Barrett, Hazel; Brown, Katherine E;	2015	Belief Systems Enforcing Female Genital Mutilation in Europe	International Journal of Human Rights in Healthcare 9(1), 29–40.	Portugal, Spain, Italy	Guinea-Bissau, Eritrea	Low-prevalence setting (<1%)	types I, II, III	Italy=96, Portugal =86, Spain=96	24 FGDs 70 IDIs
4	Ahlberg, BM; Krantz, I; Lindmark, G; Warsame, M	2004	"It's only a tradition": Making Sense of Eradication Interventions and the Persistence of Female "Circumcision" Within a Swedish Context	Reproductive Health Matters 9(17), 26–36.	Sweden	Somali	Low-prevalence setting (<1%)	not mentioned	110	FGDs and IDIs
5	Battle, JD., Hennink, M.M, Yount, K.M.	2017	Influence of Female Genital Cutting on Sexual Experience in Southern Ethiopia	International Journal of Sexual Health, 29(2), 173–186.	Ethiopia	Somali, Harari	High-prevalence setting	Types I, II, III	49	IDIs
6	Berggren V.; Bergström S, Edberg A. K.	2006	Being Different and Vulnerable: Experiences of Immigrant African Women Who Have Been Circumcised and Sought Maternity Care in Sweden	African Journal of Reproductive Health 10(2).	Sweden	Somalia, Sudan, Eritrea, Sweden	Low-prevalence setting (<1%)	not mentioned	22	IDIs
7	Brown E, Mwangi-Powell F, Jerotich M, le May V.	2016	Female Genital Mutilation in Kenya: Are Young Men Allies in Social Change Programs?	Reproductive Health Matters 24(47), 118–125.	Kenya	Pokot	High-prevalence setting	Type III	72	IDIs
8	Gele AA, Kumar B, Hjelde KH, Sundby J.	2012	Attitudes Toward Female Circumcision Among Somali Immigrants in Oslo: A Qualitative Study	International Journal of Women's Health 4, 7–17.	Norway	Somali	Low-prevalence setting (<1%)	Type III	36-40	4FGDs and 16 IDIs
9	Graamans E, Ofware P, Nguura P, Smet E, Ten Have W.	2018	Understanding Different Positions on Female Genital Cutting Among Maasai and Samburu Communities in Kenya: A Cultural Psychological Perspective	Culture, Health and Sexuality 1058, 1–16.	Kenya	Massai, Samburu	Not mentioned	not mentioned	72	IDIs
10	Isman E, Ekéus C, Berggren V.	2013	Perceptions and Experiences Of Female Genital Mutilation After Immigration to Sweden: An Explorative Study	Sexual and Reproductive Healthcare 4(3), 93–98.	Sweden	Ethiopia, Somalia, Djibouti, Eritrea	Low-prevalence setting (below <1%)	not mentioned	8	IDIs
11	Johansen, E.R.	2002	Pain as a Counterpoint to Culture: Toward an Analysis of Pain Associated With Infibulation Among Somali Migrants in Norway	Medical Anthropology Quarterly 16(3)	Norway	Somali	Low-prevalence setting (below <1%)	98% among Somalis in Norway	30	IDIs, participant observation
12	Johnsdotter, S., Moussa, K., Carlborn, A., Aregai, R., Essen, B.	2009	Never My Daughters: A Qualitative Study Regarding Attitude Change Toward Female Genital Cutting Among Ethiopian and Eritrean Families in Sweden	Health Care for Women International 30(1–2), 114–130.	Sweden	Ethiopian and Eritrean	Low-prevalence setting (<1%)	not mentioned	33	IDIs

(continued)

Table 1. (continued)

No.	Authors	Year	Title	Journal	Study setting	Ethnicity	Prevalence	Types of FGM among study participants	Total sample included	Methods
13	Jordal M, Griffin G, Sigurjonsson H.	2018	"I want what every other woman has": Reasons for Wanting Clitoral Reconstructive Surgery After Female Genital Cutting—A Qualitative Study From Sweden	Culture, Health and Sexuality 0(0), 1–16.	Sweden	Somalia, Eritrea, The Gambia, Sierra Leone, Iraq (Kurdistan)	Low-prevalence setting (<1%)	not mentioned	17	IDIs
14	Kahn, S	2016	You See, One Day They Cut: The Evolution, Expression, and Consequences of Resistance for Women Who Oppose Female Genital Cutting	Journal of Human Behavior in the Social Environment 26(7–8), 622–635.	United States	Guinea, Burkina Faso, The Gambia, Chad	Low-prevalence setting (<1%)	not mentioned	14	IDIs
15	Kea, P. J.; Roberts-Holmes, G.	2013	Producing Victim Identities: Female Genital Mutilation and the Politics of Asylum Claims in the United Kingdom	Identities 20(1), 96–113.	The United Kingdom	Mandinka, Fula	Low-prevalence setting (<1%)	not mentioned	12	IDIs
16	Koukoui S, Hassan G, Guzder J.	2017	The Mothering Experience of Women With FGM/C Raising 'Uncut' Daughters, in Ivory Coast and in Canada	Reproductive Health 14(1), 1–11.	Canada	Somalia, Djibouti, Ethiopia, Mali, Guinea, Egypt	Low-prevalence setting (<1%)	not mentioned	15	IDIs
17	O'Neill S, Dubourg D., Florquin S., Bos M., Zewolde S., Richard F.	2017	"Men Have a Role to Play but They Don't Play it": A Mixed Methods Study Exploring Men's Involvement in Female Genital Mutilation in Belgium, the Netherlands and the U.K. Report	MSO Report, Daphne EU	Belgium, Netherlands, the United Kingdom	Egyptian, Ethiopia, Somali, Sudanese, Guinean, Sierra Leone	Low-prevalence setting (<1%)	not mentioned	135	60 IDIs and 9 FGDs
18	Owojuyigbe M., Bolorunduro M.-E., Busari D.	2017	Female Genital Mutilation as Sexual Disability: Perceptions of Women and Their Spouses in Akure, Ondo State, Nigeria	Reproductive Health Matters 25(50), 80–91.	Nigeria	Yoruba	High-prevalence setting	not mentioned	22	IDIs
19	Parikh N, Saruchera Y, Liao LM	2018	It is a Problem and it is not a Problem: Dilemmatic Talk of the Psychological Effects of Female Genital Cutting	Journal of Health Psychology 2018 https://doi.org/10.1177/1359105318781904	The United Kingdom	Sudan, Somalia, Somaliland, Gambia, Nigeria, Sierra Leone and Saudi Arabia	Low-prevalence setting (<1%)	Types I, II, III, IV	13	IDIs
20	Pastor-Bravo MDM, Almansa-Martinez P, Jimenez-Ruiz I.	2018	Living With Mutilation: A Qualitative Study on the Consequences of Female Genital Mutilation in Women's Health and the Healthcare System in Spain	Midwifery 66, 119–126.	Spain	Jola, Mandinka (Senegal), Igbo (Nigeria)	Low-prevalence setting (<1%)	Types I, II	14	IDIs
21	Schultz, J.H and Lien, Inger-Liese	2014	Cultural Protection Against Traumatic Stress: Traditional Support of Children Exposed to the Ritual of Female Genital Cutting	International Journal of Women's Health 6, 207–219	The Gambia	ethnicity not mentioned	High-prevalence setting	Types I, II, III, IV	33	IDIs
22	Shell-Duncan B, Moreau A, Wander K, Smith S.	2018	The Role of Older Women in Contesting Norms associated with female genital mutilation/cutting in Senegambia: A factorial focus group analysis	PLOS ONE 13(7), 1–19.	Senegambia	Mandinka, Fula, Wolof, Tliabonka	High-prevalence setting	Types I, II, III	approx. 105	15 FGDs
23	Vloeberghs E, Knipscheer J., van der Kwak A., Naleie, Z., van den Muijsenbergh, M.	2011	Veiled pain—Psychological, Social and Relational Consequences of Female Genital Mutilation Among Immigrant Women in the Netherlands	Pharos	Netherlands	Somalia, Sudan, Eritrea, Ethiopia and Sierra Leone	Low-prevalence setting (<1%)	Types I, II, III, IV	66	52 IDIs and 2 FGDs

Note. FGM = female genital mutilation.

Author's Note

The authors alone are responsible for the views expressed in this article and they do not necessarily represent the views, decisions or policies of the institutions with which they are affiliated. ©World Health Organization 2021.

Declaration of Conflicting Interests

The author(s) declared no potential conflicts of interest with respect to the research, authorship, and/or publication of this article.

Funding

The author(s) disclosed receipt of the following financial support for the research, authorship, and/or publication of this article: This research was carried out with the support of the Government of Norway and the UNDP-UNFPA-UNICEF-WHO-World Bank Special Programme of Research, Development and Research Training in Human Reproduction (HRP), a cosponsored programme executed by the World Health Organization (WHO).

ORCID iD

Sarah O'Neill  <https://orcid.org/0000-0001-8807-0991>

Supplemental Material

Supplemental Material for this article is available online at journals.sagepub.com/home/qhr. Please enter the article's DOI, located at the top right hand corner of this article in the search bar, and click on the file folder icon to view.

References

- Abathun, A., Sundby, J., & Gele, A. A. (2016). Attitude toward female genital mutilation among Somali and Harari people, eastern Ethiopia. *International Journal of Women's Health*, 8, 557–569. <https://doi.org/10.2147/IJWH.S112226>
- Abdelshahid, A., & Campbell, C. (2015). "Should I circumcise my daughter?" Exploring diversity and ambivalence in Egyptian parents' social representations of female circumcision. *Journal of Community & Applied Social Psychology*, 25(1), 49–65.
- Abu-Salieh, S. A. A. (2001). *Circumcision masculine, circoncision feminine: Debat religieux, medical, social et juridique*. L'Harmattan.
- Ahlberg, B. M., Jylkäs, E., & Krantz, I. (2001). Gendered construction of sexual risks: Implications for safer sex among young people in Kenya and Sweden. *Reproductive Health Matters*, 9(17), 26–36. [https://doi.org/10.1016/S0968-8080\(01\)90005-9](https://doi.org/10.1016/S0968-8080(01)90005-9)
- Ahmadu, F. (2000). Rites and wrongs: An insider/outsider reflects on power and excision. In B. Shell-Duncan & Y. Hernlund (Eds.), *Female "circumcision" in Africa: Culture, controversy, and change directions* (pp. 283–312). Lynne Rienner Publishers.
- Ahmadu, F. (2007). "Ain't I a woman too?" Challenging myths of sexual dysfunction in circumcised women. In Y. Hernlund & B. Shell-Duncan (Eds.), *Transcultural bodies: Female genital cutting in global context* (pp. 278–310). Rutgers University Press.
- Ahmed, M. R., Shaaban, M. M., Meky, H. K., Amin Arafa, M. E., Mohamed, T. Y., Gharib, W. F., & Ahmed, A. B. (2017). Psychological impact of female genital mutilation among adolescent Egyptian girls: A cross-sectional study. *The European Journal of Contraception & Reproductive Health Care*, 22(4), 280–285. <https://doi.org/10.1080/13625187.2017.1355454>
- Alhassan, Y. N., Barrett, H., Brown, K. E., & Kwah, K. (2016). Belief systems enforcing female genital mutilation in Europe. *International Journal of Human Rights in Healthcare*, 9(1), 29–40. <https://doi.org/10.1108/IJHRH-05-2015-0015>
- Battle, J. D., Hennink, M. M., & Yount, K. M. (2017). Influence of female genital cutting on sexual experience in southern Ethiopia. *International Journal of Sexual Health*, 29(2), 173–186. <https://doi.org/10.1080/19317611.2016.1265036>
- Behrendt, A., & Moritz, S. (2005). Posttraumatic stress disorder and memory problems after female genital mutilation. *American Journal of Psychiatry*, 162(5), 1000–1002. <https://doi.org/10.1176/appi.ajp.162.5.1000>
- Berg, R. C., Denison, E., & Fretheim, A. (2010). *Psychological, social and sexual consequences of female genital mutilation/cutting (FGM/C): A systematic review of quantitative studies*. Norwegian Knowledge Centre for Violence and Traumatic Stress Studies. <https://pubmed.ncbi.nlm.nih.gov/29320049/>
- Berg, R.C., & Underland, V. (2012). *Gynecological consequences of female genital mutilation / cutting (FGM / C)*. Norwegian Knowledge Centre for the Health Services.
- Berggren, V., Musa, A. S., Hernlund, Y., Johansson, E., Habbani, B., & Edberg, A. (2006). Being victims or beneficiaries? Perspectives on female genital cutting and reinfibulation in Sudan. *African Journal of Reproductive Health*, 10(2), 24–36.
- Boddy, J. (1989). *Wombs and alien spirits: Women, men, and the Zar cult in northern Sudan*. University of Wisconsin Press.
- Brown, E., Mwangi-Powell, F., Jerotich, M., & le May, V. (2016). Female genital mutilation in Kenya: Are young men allies in social change programmes? *Reproductive Health Matters*, 24(47), 118–125. <https://doi.org/10.1016/j.rhm.2016.06.002>
- Chai, X., Sano, Y., Kansanga, M., Baada, J., & Antabe, R. (2017). Married women's negotiation for safer sexual intercourse in Kenya: Does experience of female genital mutilation matter? *Sexual and Reproductive Healthcare*, 14, 79–84. <https://doi.org/10.1016/j.srh.2017.09.003>
- Deci, E. L., & Ryan, R. M. (2008). Hedonia, Eudaimonia, and well-being: An introduction. *Journal of Happiness Studies*, 9(1), 1–11. <https://doi.org/10.1007/s10902-006-9018-1>
- Edberg, M., & Krieger, L. (2020). Recontextualizing the social norms construct as applied to health promotion.

- SSM—Population Health, 10, Article 100560. <https://doi.org/10.1016/j.ssmph.2020.100560>
- Esho, T., Kimani, S., Nyamongo, I., Kimani, V., Muniu, S., Kigundu, C., & Guyo, J. (2017). The “heat” goes away: Sexual disorders of married women with female genital mutilation/cutting in Kenya. *Reproductive Health, 14*(1), 1–9. <https://doi.org/10.1186/s12978-017-0433-z>
- Evans, C., Tweheyo, R., McGarry, J., Eldridge, J., Albert, J., Nkoyo, V., & Higginbottom, G. M. A. (2019). Seeking culturally safe care: A qualitative systematic review of the healthcare experiences of women and girls who have undergone female genital mutilation/cutting. *British Medical Journal Open, 9*(5), Article e027452. <https://doi.org/10.1136/bmjopen-2018-027452>
- Fahmy, A., El-Mouelhy, M. T., & Ragab, A. R. (2010). Female genital mutilation/cutting and issues of sexuality in Egypt. *Reproductive Health Matters, 18*(36), 181–190. [https://doi.org/10.1016/S0968-8080\(10\)36535-9](https://doi.org/10.1016/S0968-8080(10)36535-9)
- Gele, A. A., Kumar, B., & Hjelde, K. H. (2012). Attitudes toward female circumcision among Somali immigrants in Oslo: A qualitative study. *International Journal of Women's Health, 4*, 7–17.
- Goffman, E. (1963). *Stigma: Notes on the management of spoiled identity*. Simon/Schuster, Touchstone, New York.
- Graamans, E., Ofware, P., Nguura, P., Smet, E., & ten Have, W. (2018). Understanding different positions on female genital cutting among Maasai and Samburu communities in Kenya: A cultural psychological perspective. *Culture, Health and Sexuality, 1058*, 1–16. <https://doi.org/10.1080/13691058.2018.1449890>
- Gruenbaum, E. (2001). *The female circumcision controversy: An anthropological perspective*. University of Pennsylvania Press.
- Hamid, A., Grace, K. T., & Warren, N. (2018). A meta-synthesis of the birth experiences of African immigrant women affected by female genital cutting. *Journal of Midwifery and Women's Health, 63*(2), 185–195. <https://doi.org/10.1111/jmwh.12708>
- Healey-Ogden, M. J., & Austin, W. J. (2011). Uncovering the lived experience of well-being. *Qualitative Health Research, 21*(1), 85–96. <https://doi.org/10.1177/1049732310379113>
- Hosken, F. (1993). *The Hosken report: Genital and sexual mutilation of females*. Cambridge University Press.
- Isa, A. R., Shuib, R., & Othman, M. S. (1999). The practice of female circumcision among Muslims in Kelantan, Malaysia. *Reproductive Health Matters, 7*, 137–144. [https://doi.org/10.1016/S0968-8080\(99\)90125-8](https://doi.org/10.1016/S0968-8080(99)90125-8)
- Isman, E., Ekéus, C., & Berggren, V. (2013). Perceptions and experiences of female genital mutilation after immigration to Sweden: An explorative study. *Sexual and Reproductive Healthcare, 4*(3), 93–98. <https://doi.org/10.1016/j.srhc.2013.04.004>
- Johansen, R. E. B. (2002). Pain as a counterpoint to culture: Toward an analysis of pain associated with infibulation among Somali immigrants in Norway. *Medical Anthropology Quarterly, 16*(3), 312–340. <https://doi.org/10.1525/maq.2002.16.3.312>
- Johnsdotter, S., Moussa, K., Carlbom, A., Aregai, R., & Essén, B. (2009). “Never my daughters”: A qualitative study regarding attitude change toward female genital cutting among Ethiopian and Eritrean families in Sweden. *Health Care for Women International, 30*(1–2), 114–130. <https://doi.org/10.1080/07399330802523741>
- Johnson, M. (2000). Becoming a Muslim, becoming a person: Female “circumcision,” religious identity and personhood in Guinea-Bissau. In B. Shell-Duncan & Y. Hernlund (Eds.), *Female “circumcision” in Africa: Culture, controversy, and change* (pp. 215–234). Lynne Rienner Publishers.
- Jordal, M., Griffin, G., & Sigurjonsson, H. (2018). “I want what every other woman has”: Reasons for wanting clitoral reconstructive surgery after female genital cutting: A qualitative study from Sweden. *Culture, Health and Sexuality, 21*(6), 701–716. <https://doi.org/10.1080/13691058.2018.1510980>
- Kahn, S. (2016). “You see, one day they cut”: The evolution, expression, and consequences of resistance for women who oppose female genital cutting. *Journal of Human Behavior in the Social Environment, 26*(7–8), 622–635. <https://doi.org/10.1080/10911359.2016.1238805>
- Kea, P. J., & Roberts-Holmes, G. (2013). Producing victim identities: Female genital mutilation and the politics of asylum claims in the United Kingdom. *Identities, 20*(1), 96–113. <https://doi.org/10.1080/1070289X.2012.758586>
- Kimani, S., Muteshi, J., & Njue, C. (2016). *Health impacts of female genital mutilation/cutting: A synthesis of the evidence*. <http://www.popcouncil.org/EvidencetoEndFGM-C>
- Kizilhan, J. I., Noll-Hussong, M. Individual, collective, and transgenerational traumatization in the Yazidi. (2017). *BMC Med 15*, 198 <https://doi.org/10.1186/s12916-017-0965-7>
- Köbach, A., Ruf-Leuschner, M., & Elbert, T. (2018). Psychopathological sequelae of female genital mutilation and their neuroendocrinological associations. *BMC Psychiatry, 18*(1), Article 187. <https://doi.org/10.1186/s12888-018-1757-0>
- Koukoui, S., Hassan, G., & Guzder, J. (2017). The mothering experience of women with FGM/C raising “uncut” daughters, in Ivory Coast and in Canada. *Reproductive Health, 14*(1), 1–11. <https://doi.org/10.1186/s12978-017-0309-2>
- Leonard, L. (2000). Interpreting female genital cutting: Moving beyond the impasse. *Annual Review of Sex Research, 11*, 158–190. <https://doi.org/10.1080/10532528.2000.10559787>
- Lewin, S., Bohren, M., Rashidian, A., Munthe-Kaas, H., Glenton, C., Colvin, C. J., & Carlsen, B. (2018). Applying GRADE-CERQual to qualitative evidence synthesis findings-paper 2: How to make an overall CERQual assessment of confidence and create a summary of qualitative findings table. *Implementation Science, 13*(Suppl. 1), Article 10. <https://doi.org/10.1186/s13012-017-0689-2>
- Mackie, G., Moneti, F., Denny, E., & Shakya, H. (2014). *What are social norms? How are they measured?* United Nations International Children’s Emergency Fund / UCSD Center for Global Justice. <http://www.polisci.ucsd.edu/~gmackie/>
- McLeroy, K. R., Bibeau, D., Steckler, A., & Glanz, K. (1988). An ecological perspective on health promotion programs. *Health Education Quarterly, 15*(4), 351–377. <https://doi.org/10.1177/109019818801500401>
- Merli, C. (2010). Male and female genital cutting among southern Thailand’s Muslims: Rituals, biomedical practice and local discourses. *Culture, Health and Sexuality, 12*(7), 725–738. <https://doi.org/10.1080/13691051003683109>
- Moher, D., Liberati, A., Tetzlaff, J., Altman, D.G., & The PRISMA Group. (2009). Preferred reporting items for

- systematic reviews and meta-analyses: The PRISMA statement. *PLOS Medicine*, 6(7), Article e1000097. <https://doi.org/10.1371/journal.pmed1000097>
- Morse, J. M. (2006). The politics of evidence. *Qualitative Health Research*, 16(3), 395–404. <https://doi.org/10.1177/1049732305285482>
- Mpinga, E. K., Macias, A., Hasselgard-Rowe, J., Kandala, N. B., Félicien, T. K., Verloo, H., & Chastonay, P. (2016). Female genital mutilation: A systematic review of research on its economic and social impacts across four decades. *Global Health Action*, 9(1), 1–12. <https://doi.org/10.3402/GHA.V9.31489>
- O'Neill, S. (2018). Purity, cleanliness, and smell: Female circumcision, embodiment, and discourses among midwives and excisers in Fouta Toro, Senegal. *Journal of the Royal Anthropological Institute*, 24(4), 730–748. <https://doi.org/10.1111/1467-9655.12914>
- O'Neill, S., Dubourg, D., Florquin, S., Bos, M., Zewolde, S., & Richard, F. (2017). *Men have a role to play but they don't play it": A mixed methods study exploring men's involvement in Female Genital Mutilation in Belgium, the Netherlands and the United Kingdom*. <https://www.srhr-ask-us.org/publication/men-role-play-dont-play-mixed-methods-study-exploring-mens-involvement-female-genital-mutilation-belgium-netherlands-un/>
- Ortner, S. B. (1984). Theory in anthropology since the sixties. *Comparative Studies in Society and History*, 26(1), 126–166. <https://doi.org/10.1017/S0010417500010811>
- Owojuyigbe, M., Bolorunduro, M. E., & Busari, D. (2017). Female genital mutilation as sexual disability: Perceptions of women and their spouses in Akure, Ondo State, Nigeria. *Reproductive Health Matters*, 25(50), 80–91. <https://doi.org/10.1080/09688080.2017.1331685>
- Pallitto, C.C., Ruiz Vallejo, F., Stein, K., Vogel, J.P., Robbers, G., Petzold, M. Forthcoming. *Health impact of female genital mutilation on women's health: a systematic review and meta-analysis*.
- Parikh, N., Saruchera, Y., & Liao, L. (2018). It is a problem and it is not a problem: Dilemmatic talk of the psychological effects of female genital cutting. *Journal of Health Psychology*, 25(12), 1917–1929. <https://doi.org/10.1177/1359105318781904>
- Pastor-Bravo, M., del, M., Almansa-Martínez, P., & Jiménez-Ruiz, I. (2018). Living with mutilation: A qualitative study on the consequences of female genital mutilation in women's health and the healthcare system in Spain. *Midwifery*, 66, 119–126. <https://doi.org/10.1016/j.midw.2018.08.004>
- Rogers, C. (1961). *On becoming a person*. Houghton Mifflin.
- Ryff, C. D. (1989). Happiness is everything, or is it? Explorations on the meaning of psychological well-being. *Journal of Personality and Social Psychology*, 57(6), 1069–1081.
- Ryff, C. D., & Keyes, C. L. (1995). The structure of psychological well-being revisited. *Journal of Personality and Social Psychology*, 69(4), 719–720.
- Schultz, J.-H., & Lien, I.-L. (2014). Cultural protection against traumatic stress: Traditional support of children exposed to the ritual of female genital cutting. *International Journal of Women's Health*, 6, 207–219. <https://doi.org/10.2147/IJWH.S51988>
- Shell-Duncan, B., & Hernlund, Y. (2000). *Female "circumcision" in Africa: Culture, controversy and change* (B. Shell-Duncan & Y. Hernlund, Eds.). Lynne Rienner Publishers.
- Shell-Duncan, B., Moreau, A., Wander, K., & Smith, S. (2018). The role of older women in contesting norms associated with female genital mutilation/cutting in Senegambia: A factorial focus group analysis. *PLOS ONE*, 13(7), Article e0199217. <https://doi.org/10.1371/journal.pone.0199217>
- Shell-Duncan, B., Wander, K., Hernlund, Y., & Moreau, A. (2011). Dynamics of change in the practice of female genital cutting in Senegambia: Testing predictions of social convention theory. *Social Science & Medicine*, 73(8), 1275–1283. <https://doi.org/10.1016/j.socscimed.2011.07.022>
- Tordrup, D., Bishop, C., Green, N., Petzold, M., Ruiz-Vallejo, F., Vogel, J.P., Pallitto, C.C. Forthcoming. *Economic burden of Female Genital Mutilation in 27 high-prevalence countries*. *BMJ Global Health*.
- United Nations International Children's Emergency Fund. (2013). Female genital mutilation/cutting: A statistical overview and exploration of the dynamics of change. *Reproductive Health Matters*, 21(42), 184–190. [https://doi.org/10.1016/S0968-8080\(13\)42747-7](https://doi.org/10.1016/S0968-8080(13)42747-7)
- United Nations International Children's Emergency Fund. (2016). *Female genital mutilation/cutting: A global concern*. <https://data.unicef.org/resources/female-genital-mutilationcutting-global-concern/>
- Vloeberghs, E., Knipscheer, J., van der Kwaak, A., Naleic, Z., & van den Muijsenbergh, M. (2011). *A study in the Netherlands on the psychological, social and relational consequences of female genital mutilation PH*. https://www.pharos.nl/wp-content/uploads/2018/10/veiled_pain.pdf
- World Health Organization. (2016). *WHO guidelines on the management of health complications from female genital mutilation*. https://apps.who.int/iris/bitstream/handle/10665/206437/9789241549646_eng.pdf;jsessionid=3E21BB7EDE9DF345F5F83C8CBD49C409?sequence=1
- World Health Organization. (2018a). *Care of girls and women living with female genital mutilation: A clinical handbook*. <http://apps.who.int/iris/bitstream/handle/10665/272429/9789241513913-eng.pdf?ua=1>
- World Health Organization. (2018b). *Mental health: Strengthening our response: Fact sheet*. <https://www.who.int/news-room/fact-sheets/detail/mental-health-strengthening-our-response>

Author Biographies

Sarah O'Neill, PhD, MRes, MA(socsci) is a medical anthropologist based at the Université Libre de Bruxelles in Belgium with a special interest in gender, sexuality and reproductive health. She has worked on female genital cutting in Africa and among the diaspora since 2004.

Christina Pallitto, PhD, MHS is a research scientist leading the work on female genital mutilation (FGM) at the World Health Organization, focusing on evidence generation on the impacts of the practice as well as what works to prevent FGM and ensure high quality health care to women and girls already affected, particularly in countries with high prevalence of FGM.